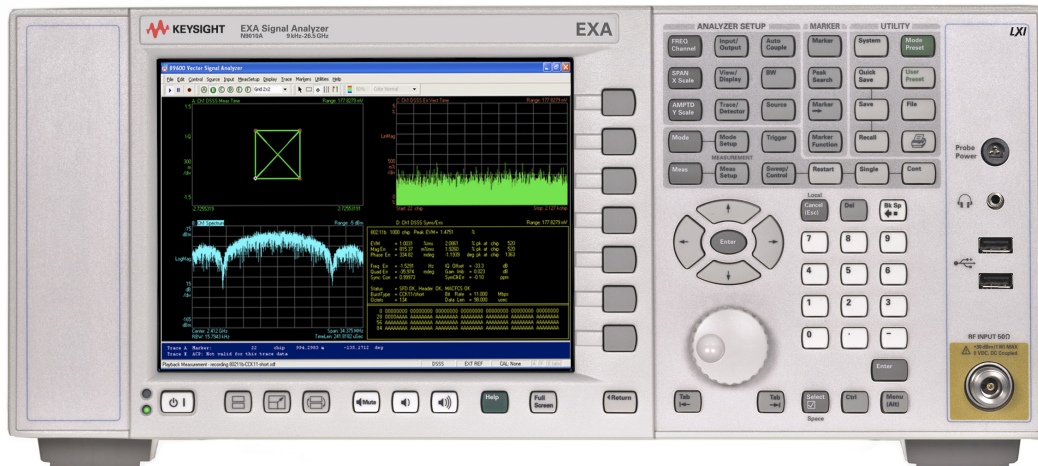


Keysight Technologies

# N9010A EXA X-Series Signal Analyzer

10 Hz to 3.6, 7.0, 13.6, 26.5, 32, or 44 GHz

Data Sheet



## Table of Contents

Definitions and Conditions .....	3
Frequency and Time Specifications.....	4
Amplitude Accuracy and Range Specifications .....	6
Dynamic Range Specifications .....	9
PowerSuite Measurement Specifications.....	15
General Specifications.....	16
Inputs and Outputs .....	17
I/Q Analyzer.....	19
Related Literature .....	20

### Balance the challenges

Whether you're focused on time-to-market, time-to-volume, or cost of test, your choice of economy class signal analyzer should help you save both time and money. That's the idea that drives the Keysight EXA signal analyzer—and it's the fastest way to maximize throughput on the production line. From measurement speed to code compatibility, it makes every millisecond count and helps reduce your overall cost of test.

This data sheet is a summary of the specifications and conditions for N9010A EXA X-Series signal analyzers. For the complete specifications guide, visit:  
[www.keysight.com/find/exa\\_specifications](http://www.keysight.com/find/exa_specifications)

## Definitions and Conditions

Specifications describe the performance of parameters covered by the product warranty and apply to the full temperature range of 0 to 55 °C<sup>1</sup>, unless otherwise noted.

95th percentile values indicate the breadth of the population (approx.  $2\sigma$ ) of performance tolerances expected to be met in 95 percent of the cases with a 95 percent confidence, for any ambient temperature in the range of 20 to 30 °C. In addition to the statistical observations of a sample of instruments, these values include the effects of the uncertainties of external calibration references. These values are not warranted. These values are updated occasionally if a significant change in the statistically observed behavior of production instruments is observed.

Typical describes additional product performance information that is not covered by the product warranty. It is performance beyond specifications that 80 percent of the units exhibit with a 95 percent confidence level over the temperature range 20 to 30 °C. Typical performance does not include measurement uncertainty.

Nominal values indicate expected performance, or describe product performance that is useful in the application of the product, but are not covered by the product warranty.

The analyzer will meet its specifications when:

- It is within its calibration cycle
- Under auto couple control, except when Auto Sweep Time Rules = Accy
- Signal frequencies < 10 MHz, with DC coupling applied
- The analyzer has been stored at an ambient temperature within the allowed operating range for at least two hours before being turned on; if it had previously been stored at a temperature range inside the allowed storage range, but outside the allowed operating range
- The analyzer has been turned on at least 30 minutes with Auto Align set to normal, or, if Auto Align is set to off or partial, alignments must have been run recently enough to prevent an Alert message; if the Alert condition is changed from Time and Temperature to one of the disabled duration choices, the analyzer may fail to meet specifications without informing the user

For the complete specifications guide, visit: [www.keysight.com/find/exa\\_specifications](http://www.keysight.com/find/exa_specifications)

1. For earlier instruments (Serial number prefix < MY/SG/US5052), the full temperature ranges from 5 to 50 °C.

### Get more information

This EXA signal analyzer data sheet is a summary of the specifications and conditions for N9010A EXA signal analyzers, which are available in the EXA Signal Analyzer Specification Guide (N9010-90025).

For ordering information, refer to the EXA Signal Analyzer Configuration Guide (5989-6531EN).

## Frequency and Time Specifications

Frequency range	DC coupled	AC coupled
Option 503	10 Hz to 3.6 GHz	10 MHz to 3.6 GHz
Option 507	10 Hz to 7 GHz	10 MHz to 7 GHz
Option 513	10 Hz to 13.6 GHz	10 MHz to 13.6 GHz
Option 526	10 Hz to 26.5 GHz	10 MHz to 26.5 GHz
Option 532	10 Hz to 32 GHz	NA
Option 544	10 Hz to 44 GHz	NA

Band	LO multiple (N)	
0	1	10 Hz to 3.6 GHz
1	1	3.5 to 7.0 GHz
1	1	3.5 to 8.4 GHz
2	2	8.4 to 13.6 GHz
3	2	13.5 to 17.1 GHz
4	4	17 to 26.5 GHz
5	4	26.4 to 34.5 GHz
6	8	34.4 to 44 GHz

Frequency reference			
Accuracy	$\pm [(time\ since\ last\ adjustment\ \times\ aging\ rate) + temperature\ stability + calibration\ accuracy]^1$		
Aging rate	Option PFR	Standard	w/J7023A AFR
	$\pm 1 \times 10^{-7}/year$	$\pm 1 \times 10^{-6}/year$	$\pm 1 \times 10^{-9}/year$
	$\pm 1.5 \times 10^{-7}/2\ years$		
Temperature stability 20 to 30 °C	Option PFR	Standard	w/J7023A AFR
	$\pm 1.5 \times 10^{-8}$	$\pm 2 \times 10^{-6}$	$\pm 5 \times 10^{-10}/year$
Full temperature range	$\pm 5 \times 10^{-8}$	$\pm 2 \times 10^{-6}$	
Achievable initial calibration accuracy	Option PFR	Standard	w/J7023A AFR
	$\pm 4 \times 10^{-8}$	$\pm 1.4 \times 10^{-6}$	$\pm 5 \times 10^{-11}/year$
Example frequency reference accuracy (with Option PFR)	$= \pm (1 \times 10^{-7} + 5 \times 10^{-8} + 4 \times 10^{-8})$		
1 year after last adjustment	$= \pm 1.9 \times 10^{-7}$		
Residual FM			
Option PFR	$\leq (0.25\ Hz \times N)\ p-p\ in\ 20\ ms\ nominal$		
Standard	$\leq (10\ Hz \times N)\ p-p\ in\ 20\ ms\ nominal$		
	See band table above for N (LO Multiple)		

Frequency readout accuracy (start, stop, center, marker)
$\pm (\text{marker frequency} \times \text{frequency reference accuracy} + 0.25\ \% \times \text{span} + 5\ \% \times \text{RBW} + 2\ Hz + 0.5 \times \text{horizontal resolution}^2)$

Marker frequency counter	
Accuracy	$\pm (\text{marker frequency} \times \text{frequency reference accuracy} + 0.100\ Hz)$
Delta counter accuracy	$\pm (\text{delta frequency} \times \text{frequency reference accuracy} + 0.141\ Hz)$
Counter resolution	0.001 Hz

Frequency span (FFT and swept mode)	
Range	0 Hz (zero span), 10 Hz to maximum frequency of instrument
Resolution	2 Hz
Accuracy	
Swept	$\pm (0.25\ \% \times \text{span} + \text{horizontal resolution})$
FFT	$\pm (0.10\ \% \times \text{span} + \text{horizontal resolution})$

- When used with external frequency reference 1 pulse-per-second (PPS), such as the J7203A atomic frequency reference (AFR), the reference tracking accuracy needs to be taken into account for calculation of the overall frequency accuracy. Refer to the N9010A EXA signal analyzer specifications guide (part number: N9010-90025) for more details.
- Horizontal resolution is  $\text{span}/(\text{sweep points} - 1)$ .

<b>Sweep time and triggering</b>		
Range	Span = 0 Hz	1 $\mu$ s to 6000 s
	Span $\geq$ 10 Hz	1 ms to 4000 s
Accuracy	Span $\geq$ 10 Hz, swept	$\pm$ 0.01% nominal
	Span $\geq$ 10 Hz, FFT	$\pm$ 40% nominal
	Span = 0 Hz	$\pm$ 0.01% nominal
Trigger	Free run, line, video, external 1, external 2, RF burst, periodic timer	
Trigger Delay	Span = 0 Hz or FFT	-150 to +500 ms
	Span $\geq$ 10 Hz, swept	0 to 500 ms
	Resolution	0.1 $\mu$ s
<b>Time gating</b>		
Gate methods	Gated LO; gated video; gated FFT	
Gate length range (except method = FFT)	100.0 ns to 5.0 s	
Gate delay range	0 to 100.0 s	
Gate delay jitter	33.3 ns p-p nominal	
<b>Sweep (trace) point range</b>		
All spans	1 to 40001	
<b>Resolution bandwidth (RBW)</b>		
Range (-3.01 dB bandwidth)	1 Hz to 3 MHz (10 % steps), 4, 5, 6, 8 MHz	
Bandwidth accuracy (power)	1 Hz to 750 kHz	$\pm$ 1.0 % ( $\pm$ 0.044 dB)
	820 kHz to 1.2 MHz (< 3.6 GHz CF)	$\pm$ 2.0 % ( $\pm$ 0.088 dB)
	1.3 to 2 MHz (< 3.6 GHz CF)	$\pm$ 0.07 dB nominal
	2.2 to 3 MHz (< 3.6 GHz CF)	$\pm$ 0.15 dB nominal
	4 to 8 MHz (< 3.6 GHz CF)	$\pm$ 0.25 dB nominal
Bandwidth accuracy (-3.01 dB)		
RBW range	1 Hz to 1.3 MHz	$\pm$ 2 % nominal
Selectivity (-60 dB/-3 dB)	4.1:1 nominal	
EMI bandwidth (CISPR compliant)	200 Hz, 9 kHz, 120 kHz, 1 MHz	(Option EMC or N6141A required)
EMI bandwidth (MIL STD 461E compliant)	10 Hz, 100 Hz, 1 kHz, 10 kHz, 100 kHz, 1 MHz	(Option EMC or N6141A required)
<b>Analysis bandwidth<sup>1</sup></b>		
Maximum bandwidth	Option B40	40 MHz
	Option B25 (standard)	25 MHz
	Standard	10 MHz
<b>Video bandwidth (VBW)</b>		
Range	1 Hz to 3 MHz (10 % steps), 4, 5, 6, 8 MHz, and wide open (labeled 50 MHz)	
Accuracy	$\pm$ 6 % nominal	
<b>Measurement speed<sup>2</sup></b>		
	Standard nominal	Option PC4 nominal
Local measurement and display update rate	11 ms (90/s)	4 ms (250/s)
Remote measurement and LAN transfer rate	6 ms (167/s)	5 ms (200/s)
Marker peak search	5 ms	1.5 ms
Center frequency tune and transfer (RF)	22 ms	20 ms
Center frequency tune and transfer ( $\mu$ W)	49 ms	47 ms
Measurement/mode switching	75 ms	39 ms

1. Analysis bandwidth is the instantaneous bandwidth available around a center frequency over which the input signal can be digitized for further analysis or processing in the time, frequency, or modulation domain.

2. Sweep points = 101.

## Amplitude Accuracy and Range Specifications

<b>Amplitude range</b>	
<b>Measurement range</b>	<b>Displayed average noise level (DANL) to +23 dBm</b>
Input attenuator range (10 Hz to 44 GHz)	
Standard	0 to 60 dB in 10 dB steps
Option FSA	0 to 60 dB in 2 dB steps
<b>Electronic attenuator (Option EA3)</b>	
Frequency range	10 Hz to 3.6 GHz
Attenuation range	
Electronic attenuator range	0 to 24 dB, 1 dB steps
Full attenuation range (mechanical + electronic)	0 to 84 dB, 1 dB steps
<b>Maximum safe input level</b>	
Average total power (with and without preamp)	+30 dBm (1 W)
Peak pulse power	< 10 $\mu$ s pulse width, < 1 % duty cycle +50 dBm (100 W) and input attenuation $\geq$ 30 dB
DC volts	
DC coupled	$\pm$ 0.2 Vdc
AC coupled	$\pm$ 100 Vdc
<b>Display range</b>	
Log scale	
	0.1 to 1 dB/division in 0.1 dB steps
	1 to 20 dB/division in 1 dB steps (10 display divisions)
Linear scale	
	10 divisions
Scale units	dBm, dBmV, dB $\mu$ V, dBmA, dB $\mu$ A, V, W, A

Frequency response	Specification	95th percentile ( $\approx 2s$ )
<b>(10 dB input attenuation, 20 to 30 °C, preselector centering applied, s = nominal standard deviation)</b>		
RF/MW (Option 503, 507, 513, 526)	9 kHz to 10 MHz	$\pm 0.8$ dB
	10 MHz <sup>1</sup> to 3.6 GHz	$\pm 0.6$ dB
	3.5 to 7.0 GHz	$\pm 2.0$ dB
	6.9 to 13.6 GHz	$\pm 2.5$ dB
	13.5 to 22.0 GHz	$\pm 3.0$ dB
	22.0 to 26.5 GHz	$\pm 3.2$ dB
Millimeter-wave (Option 532, 544)	9 kHz to 10 MHz	$\pm 0.6$ dB
	10 to 50 MHz	$\pm 0.45$ dB
	50 MHz to 3.6 GHz	$\pm 0.45$ dB
	3.5 to 5.2 GHz	$\pm 1.7$ dB
	5.2 to 8.4 GHz	$\pm 1.5$ dB
	8.3 to 13.6 GHz	$\pm 2.0$ dB
	13.5 to 17.1 GHz	$\pm 2.0$ dB
	17.0 to 22.0 GHz	$\pm 2.0$ dB
	22.0 to 26.5 GHz	$\pm 2.5$ dB
	26.4 to 34.5 GHz	$\pm 2.5$ dB
34.4 to 44 GHz	$\pm 3.2$ dB	
<b>Preamp on (P03, P07, P13, P26)</b>		
RF/MW (Option 503, 507, 513, 526)	100 kHz to 3.6 GHz	$\pm 0.28$ dB nominal
	3.6 to 7.0 GHz	$\pm 0.67$ dB nominal
	7.0 to 26.5 GHz	$\pm 0.80$ dB nominal
<b>Preamp on (P03, P07, P32, P44)</b>		
Millimeter-wave (Option 532, 544)	100 kHz to 3.6 GHz	$\pm 0.28$ dB nominal
	3.5 to 8.4 GHz	$\pm 0.67$ dB nominal
	8.4 to 26.5 GHz	$\pm 0.80$ dB nominal
	26.4 to 44 GHz	$\pm 0.80$ dB nominal

- DC coupling required to meet specifications below 50 MHz. With AC coupling, specifications apply at frequencies of 50 MHz and higher. Statistical observations at 10 MHz with AC coupling show that most instruments meet the DC-coupled specifications, however, a small percentage of instruments are expected to have errors exceeding 0.5 dB at 10 MHz at the temperature extreme. The effect at 20 to 50 MHz is negligible but not warranted.

<b>Input attenuation switching uncertainty</b>		<b>Specifications</b>	<b>Additional information</b>
Attenuation > 2 dB, preamp off	50 MHz (reference frequency)	± 0.20 dB	± 0.08 dB typical
Relative to 10 dB (reference setting)	9 kHz to 3.6 GHz		± 0.3 dB nominal
	3.5 to 7.0 GHz		± 0.5 dB nominal
	6.9 to 13.6 GHz		± 0.7 dB nominal
	13.5 to 26.5 GHz		± 0.7 dB nominal
	> 26.5 GHz		± 1.0 dB nominal
<b>Total absolute amplitude accuracy</b>			
<b>(10 dB attenuation, 20 to 30 °C, 1 Hz ≤ RBW ≤ 1 MHz, input signal -10 to -50 dBm, all settings auto-coupled except Auto Swp Time = Accy, any reference level, any scale, s = nominal standard deviation)</b>			
	At 50 MHz	± 0.40 dB	
	At all frequencies	± (0.40 dB + frequency response)	
	9 kHz to 3.6 GHz	± 0.27 dB (95th percentile ≈ 2σ)	
Preamp on	100 kHz to 3.6 GHz	± (0.39 dB + frequency response)	
<b>Input voltage standing wave ratio (VSWR) (≥ 10 dB input attenuation)</b>			
	<b>Options 503, 507, 513, 526</b>	<b>Options 532, 544</b>	
10 MHz to 3.6 GHz	< 1.2:1 nominal	1.2:1 nominal	
3.6 to 26.5 GHz	< 1.8:1 nominal	1.5:1 nominal	
26.5 to 44 GHz	N/A	< 1.8:1 nominal	
<b>Resolution bandwidth switching uncertainty (referenced to 30 kHz RBW)</b>			
1 Hz to 3 MHz RBW	± 0.10 dB		
4, 5, 6, 8 MHz RBW	± 1.0 dB		
<b>Reference level</b>			
Range			
Log scale	-170 to +23 dBm in 0.01 dB steps		
Linear scale	Same as Log (707 pV to 3.16 V)		
Accuracy	0 dB		
<b>Display scale switching uncertainty</b>			
Switching between linear and log	0 dB		
Log scale/div switching	0 dB		
<b>Display scale fidelity</b>			
Between -10 dBm and -80 dBm input mixer level	± 0.15 dB total		
<b>Trace detectors</b>			
<b>Normal, peak, sample, negative peak, log power average, RMS average, and voltage average</b>			
<b>Preamplifier (Option P03, P07, P13, P26, P32, P44)</b>			
Frequency range	Option P03	100 kHz to 3.6 GHz	
	Option P07	100 kHz to 7 GHz	
	Option P13	100 kHz to 13.6 GHz	
	Option P26	100 kHz to 26.5 GHz	
	Option P32	100 kHz to 32 GHz	
	Option P44	100 kHz to 44 GHz	
Gain	100 kHz to 3.6 GHz	+20 dB nominal	
	3.6 to 7.0 GHz	+35 dB nominal	
	> 7 GHz	+40 dB nominal	
Noise figure	100 kHz to 3.6 GHz	8 to 12 dB nominal (proportional to frequency)	
	3.6 to 8.4 GHz	9 dB nominal	
	8.4 to 13.6 GHz	10 dB nominal	
	> 13.6 GHz	DANL + 176.24 dB nominal	



## Dynamic Range Specifications

<b>1 dB gain compression (two-tone)</b>			
		<b>Total power at mixer input</b>	
RF/MW (Option 503, 507, 513, 526)	20 MHz to 26.5 GHz	+9 dBm nominal	
		<b>Total power at mixer input</b>	
Millimeter-wave (Option 532, 544)	20 MHz to 26.5 GHz	+6 dBm nominal	
	26.5 to 44 GHz	0 dBm nominal	
		<b>Total power at preamp input</b>	
Preamp on	10 MHz to 3.6 GHz	-14 dBm nominal	
	3.6 to 26.5 GHz		
	Tone spacing: 100 kHz to 20 MHz	-28 dBm nominal	
	Tone spacing: > 70 MHz	-20 dBm nominal	
	> 26.5 GHz	-30 dBm nominal	
<b>Displayed average noise level (DANL)</b>			
<b>(Input terminated, sample or average detector, averaging type = Log, 0 dB input attenuation, IF Gain = High, 20 to 30 °C)</b>			
		Specification	Typical
RF/MW (Option 503, 507, 513, 526)	1 to 10 MHz	-147 dBm	-149 dBm
	10 MHz to 2.1 GHz	-148 dBm	-150 dBm
	2.1 to 3.6 GHz	-147 dBm	-149 dBm
	3.6 to 7.0 GHz	-147 dBm	-149 dBm
	7.0 to 13.6 GHz	-143 dBm	-147 dBm
	13.6 to 17.1 GHz	-137 dBm	-142 dBm
	17.1 to 22 GHz	-137 dBm	-142 dBm
	22 to 26.5 GHz	-134 dBm	-140 dBm
Preamp on, RF/MW (Option 503, 507, 513, 526)	10 MHz to 2.1 GHz	-161 dBm	-163 dBm
	2.1 to 3.6 GHz	-160 dBm	-162 dBm
	3.6 to 7.0 GHz	-160 dBm	-162 dBm
	7.0 to 13.6 GHz	-160 dBm	-163 dBm
	13.5 to 17.1 GHz	-157 dBm	-160 dBm
	17.0 to 20.0 GHz	-155 dBm	-159 dBm
	20.0 to 26.5 GHz	-150 dBm	-156 dBm
Millimeter-wave (Option 532, 544)	9 kHz to 1 MHz	-	-130 dBm
	1 MHz to 1.2 GHz	-152 dBm	-155 dBm
	1.2 to 2.1 GHz	-151 dBm	-154 dBm
	2.1 to 3.6 GHz	-149 dBm	-152 dBm
	3.5 to 4.2 GHz	-144 dBm	-147 dBm
	4.2 to 8.4 GHz	-145 dBm	-150 dBm
	8.3 to 13.6 GHz	-147 dBm	-150 dBm
	13.5 to 20 GHz	-145 dBm	-148 dBm
	20 to 26.5 GHz	-142 dBm	-145 dBm
	26.4 to 34 GHz	-140 dBm	-144 dBm
	34.4 to 44 GHz	-135 dBm	-140 dBm

**Displayed average noise level (DANL) (continued)**

Preamp on, millimeter-wave (Option 532, 544)	100 kHz to 1 MHz	-145 dBm	-148 dBm
	1 MHz to 1.2 GHz	-164 dBm	-165 dBm
	1.2 to 2.1 GHz	-163 dBm	-164 dBm
	2.1 to 3.6 GHz	-162 dBm	-163 dBm
	3.5 to 7 GHz	-160 dBm	-162 dBm
	7 to 20 GHz	-160 dBm	-162 dBm
	20 to 26.5 GHz	-158 dBm	-160 dBm
	26.5 to 32 GHz	-156 dBm	-159 dBm
	32 to 34 GHz	-156 dBm	-159 dBm
	33.9 to 40 GHz	-153 dBm	-155 dBm
	40 to 44 GHz	-149 dBm	-153 dBm

**DANL with Noise Floor Extension (Option NFE) improvement**

DANL improvement exceeds 7 dB with 95% confidence in the average of all bands, with or without the preamplifier.

Frequency	95th percentile	
	Preamp Off	Preamp On
Band 0, f > 20 MHz	-158 dBm	-170 dBm
Band 1	-157 dBm	-168 dBm
Band 2	-157 dBm	-168 dBm
Band 3	-151 dBm	-168 dBm
Band 4	-144 dBm	-163 dBm

Frequency	95th percentile	
	Preamp Off	Preamp On
Band 0, f > 20 MHz	-160 dBm	-170 dBm
Band 1	-158 dBm	-168 dBm
Band 2	-158 dBm	-170 dBm
Band 3	-159 dBm	-170 dBm
Band 4	-154 dBm	-168 dBm
Band 5	-153 dBm	-166 dBm
Band 6	-147 dBm	-158 dBm

1. When Option B40, DP2, or MPB is installed some aspects of the analyzer performance change. Please refer to the N9010A EXA specifications guide for more details.

<b>Spurious responses</b>			
Residual responses (input terminated and 0 dB attenuation)	200 kHz to 8.4 GHz (swept)		-100 dBm
	Zero span or FFT or other frequencies		-100 dBm nominal
	Tuned frequency (f)	Mixer level	Response
Image responses (Excitation freq. = f + 645 MHz)	10 MHz to 3.6 GHz	-10 dBm	-80 dBc (-107 dBc typical)
	3.6 to 13.6 GHz	-10 dBm	-75 dBc (-87 dBc typical)
	13.6 to 17.1 GHz	-10 dBm	-71 dBc (-85 dBc typical)
	17.1 to 22 GHz	-10 dBm	-68 dBc (-82 dBc typical)
	22 to 26.5 GHz	-10 dBm	-66 dBc (-78 dBc typical)
	26.5 to 34.5 GHz	-30 dBm	-70 dBc (-94 dBc typical)
	34.5 to 44 GHz	-30 dBm	-60 dBc (-79 dBc typical)
LO related spurious (f > 600 MHz from carrier, 10 MHz to 3.6 GHz)	10 MHz to 3.6 GHz		-90 dBc + 20 log N 1 typical
Other spurious response	Mixer level	Response	
Carrier frequency $\leq$ 26.5 GHz			
First RF order (f $\geq$ 10 MHz from carrier)	-10 dBm	-80 dBc + 20log(N 1) Including IF feedthrough, LO harmonic mixing responses	
Higher RF order (f $\geq$ 10 MHz from carrier)	-40 dBm	-80 dBc + 20log(N 1) Including higher order mixer responses	
Carrier frequency > 26.5 GHz			
First RF order (f $\geq$ 10 MHz from carrier)	-30 dBm	-90 dBc nominal	
Higher RF order (f $\geq$ 10 MHz from carrier)	-30 dBm	-90 dBc nominal	

1. N is the LO multiplication factor.

<b>Second harmonic distortion (SHI)</b>			
	<b>Source frequency</b>	<b>SHI (nominal)</b>	
RF/MW (Option 503, 507, 513, 526)	10 MHz to 1.8 GHz	+45 dBm	
	1.75 to 7.0 GHz	+65 dBm	
	7.0 to 11.0 GHz	+55 dBm	
	11.0 to 13.25 GHz	+50 dBm	
Millimeter-wave (Option 532, 544)	10 MHz to 1.8 GHz	+45 dBm	
	1.8 to 6.5 GHz	+65 dBm	
	6.5 to 10 GHz	+60 dBm	
	10 to 13.25 GHz	+55 dBm	
	13.25 to 22 GHz	+50 dBm	
<b>Third-order intermodulation distortion (TOI)</b>			
<b>(Two -18 dBm tones at input mixer with tone separation &gt; 5 times IF prefilter bandwidth, 20 to 30 °C, see Specifications Guide for IF prefilter bandwidths)</b>			
	<b>TOI</b>	<b>TOI (typical)</b>	
RF/MW <sup>1</sup> (Option 503, 507, 513, 526)	100 to 400 MHz	+13 dBm	+17 dBm
	400 MHz to 3.6 GHz	+14 dBm	+18 dBm
	3.6 to 13.6 GHz	+14 dBm	+18 dBm
	13.6 to 26.5 GHz	+12 dBm	+16 dBm
Preamp on, RF/MW (Option 503, 507, 513, 526)	30 MHz to 3.6 GHz (two -45 dBm tones at preamp)		0 dBm nominal
	3.6 to 26.5 GHz (two -50 dBm tones at preamp)		-18 dBm nominal
Millimeter-wave (Option 532, 544)	10 to 100 MHz	+12 dBm	+17 dBm
	100 MHz to 3.95 GHz	+15 dBm	+19 dBm
	3.95 to 8.4 GHz	+15 dBm	+18 dBm
	8.3 to 13.6 GHz	+15 dBm	+18 dBm
	13.5 to 17.1 GHz	+11 dBm	+17 dBm
	17.0 to 26.5 GHz	+10 dBm	+17 dBm (nominal)
	26.5 to 44 GHz	-	+13 dBm (nominal)
Preamp on, millimeter-wave (Option 532, 544)	30 MHz to 3.6 GHz (two -45 dBm tones at preamp)		0 dBm (nominal)
	3.6 to 26.5 GHz (two -50 dBm tones at preamp)		-18 dBm (nominal)

1. Apply for instruments with Serial number prefix  $\geq$  MY/SG/US5340. Those instruments ship standard with N9010A-EP3 or N9010A-EP5 as the identifier. For earlier instruments refer to the N9010A EXA specifications guide.

## Nominal dynamic range for Options 503, 507, 513 and 526

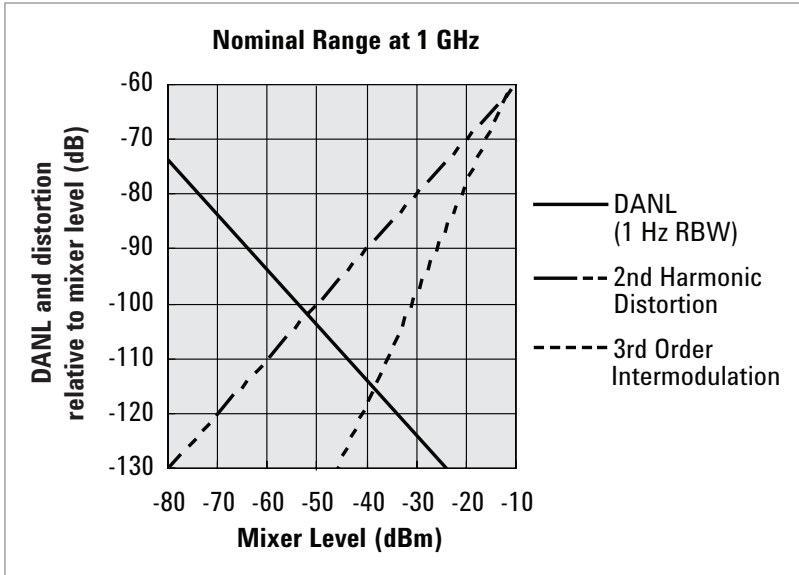


Figure 1. Nominal dynamic range – Band 0, for second and third order distortion, 9 kHz to 3.6 GHz

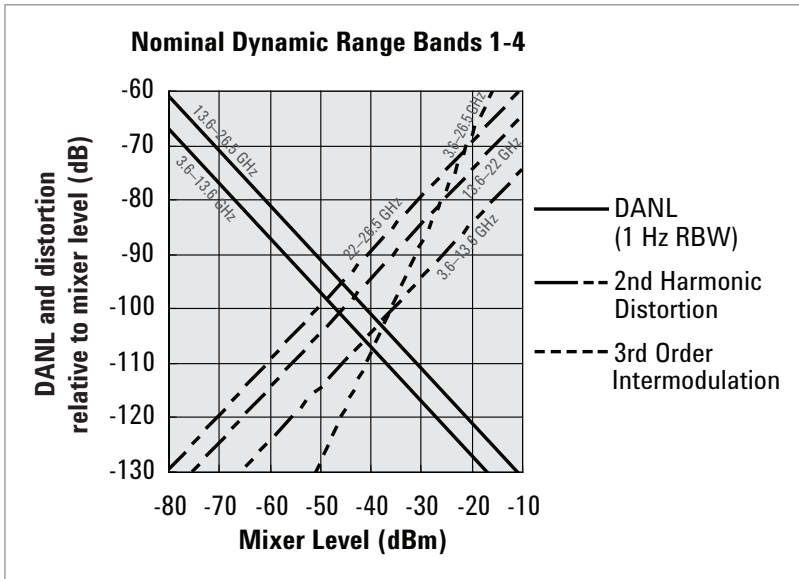


Figure 2. Nominal dynamic range – Bands 1 to 4, for second and third order distortion, 3.6 GHz to 26.5 GHz

Phase noise <sup>1</sup>	Offset	Specification	Typical
Noise sidebands (20 to 30 °C, CF = 1 GHz)	100 Hz	-87 dBc/Hz	-102 dBc/Hz
	1 kHz	-	-110 dBc/Hz nominal
	10 kHz	-107 dBc/Hz	-109 dBc/Hz
	100 kHz	-115 dBc/Hz	-118 dBc/Hz
	1 MHz	-134 dBc/Hz	-136 dBc/Hz
	10 MHz	-	-148 dBc/Hz nominal <sup>2</sup>

1. Apply for instruments with Serial number prefix  $\geq$  MY/SG/US5648. Those instruments ship standard with N9010A-EP5 as the identifier. For nominal phase noise values at other center frequencies refer to Figure 3. For earlier instruments refer to the N9010A EXA specifications guide.
2. -147 dBc/Hz (nominal), for option 503, 507, 513 or 526.

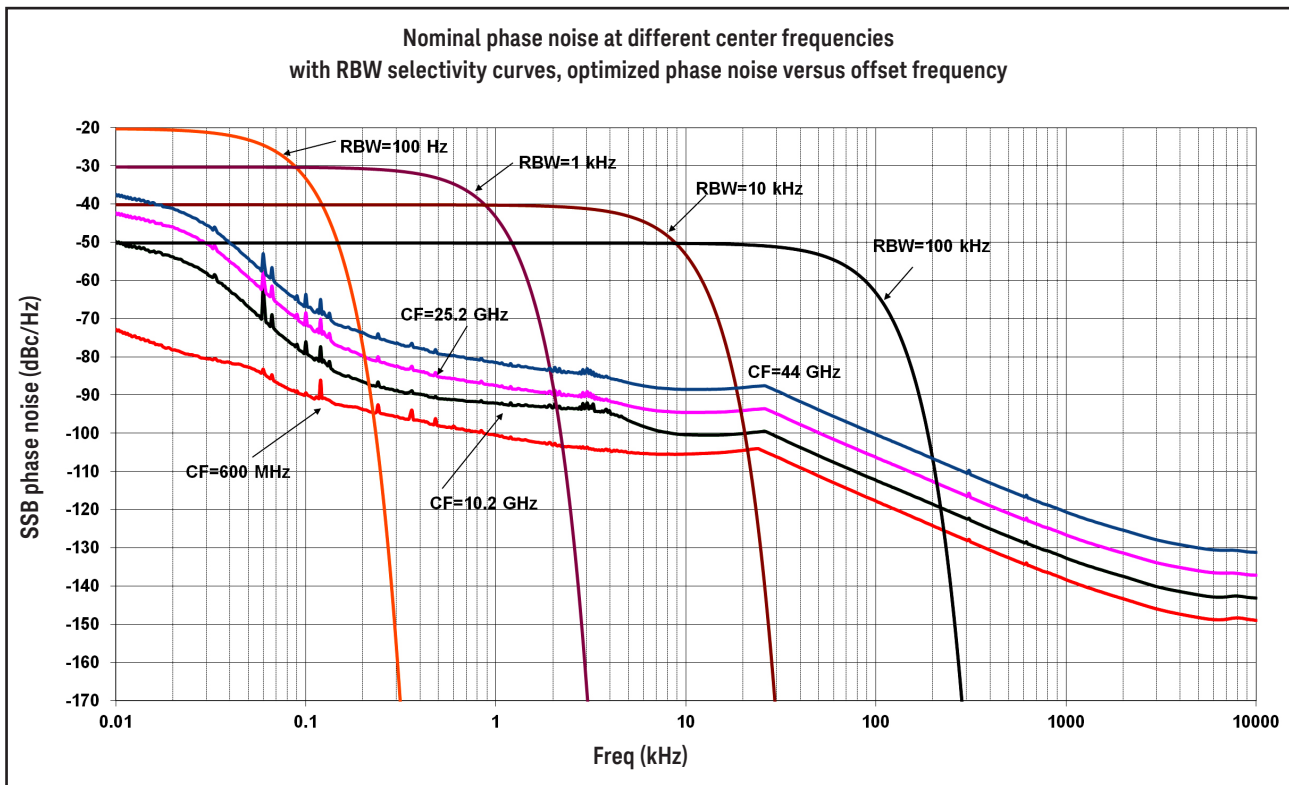


Figure 3. Nominal phase noise at different center frequencies with SN prefix  $\geq$  MY/SG/US5648 that ships standard with N9010A-EP5.

Option MPB, microwave preselector bypass <sup>1</sup>	
Frequency range	
N9010A-507	3.6 to 7 GHz
N9010A-513	3.6 to 13.6 GHz
N9010A-526	3.6 to 26.5 GHz
N9010A-532	3.6 to 32 GHz
N9010A-544	3.6 to 44 GHz

1. When Option MPB is installed and enabled, some aspects of the analyzer performance changes. Please refer to the N9010A EXA specification guide for more details.

## PowerSuite Measurement Specifications

<b>Channel power</b>		
Amplitude accuracy, W-CDMA or IS95 (20 to 30 °C, attenuation = 10 dB)	± 1.04 dB (± 0.27 dB 95th percentile)	
<b>Occupied bandwidth</b>		
Frequency accuracy	± [span/1000] nominal	
<b>Adjacent channel power</b>		
	Adjacent	Alternate
Accuracy, W-CDMA (ACLR) (at specific mixer levels and ACLR ranges)		
MS	± 0.18 dB	± 0.23 dB
BTS	± 0.79 dB	± 0.61 dB
Dynamic range (typical)		
Without noise correction	-68 dB	-74 dB
With noise correction	-73 dB	-76 dB
Offset channel pairs measured	1 to 6	
ACP measurement and transfer time (fast method)	14 ms nominal ( $\sigma = 0.2$ dB)	
Multiple number of carriers measured	Up to 12	
<b>Power statistics CCDF</b>		
Histogram resolution	0.01 dB	
<b>Harmonic distortion</b>		
Maximum harmonic number	10th	
Result	Fundamental power (dBm), relative harmonics power (dBc), total harmonic distortion in %	
Intermod (TOI)	Measure the third-order products and intercepts from two tones	
<b>Burst power</b>		
Methods	Power above threshold, power within burst width	
Results	Single burst output power, average output power, maximum power, minimum power within burst, burst width	
<b>Spurious emission</b>		
<b>W-CDMA (1 to 3.6 GHz) table-driven spurious signals; search across regions</b>		
Relative dynamic range (1 MHz RBW)	76.9 dB	77.4 dB typical
Absolute sensitivity	-82.5 dBm	-86.5 dBm typical
<b>Spectrum emission mask (SEM)</b>		
cdma2000® (750 kHz offset)		
Relative dynamic range (30 kHz RBW)	74.3 dB	81.4 dB typical
Absolute sensitivity	-97.7 dBm	-101.7 dBm typical
Relative accuracy	± 0.11 dB	
3GPP W-CDMA (2.515 MHz offset)		
Relative dynamic range (30 kHz RBW)	78.5 dB	84.2 dB typical
Absolute sensitivity	-97.7 dBm	-101.7 dBm typical
Relative accuracy	± 0.15 dB	

## General Specifications

<b>Temperature range</b>	
Operating	0 to 55 °C
Storage	-40 to 70 °C
<b>EMC</b>	
Complies with the essential requirements of the European EMC Directive as well as current editions of the following standards (dates and editions are cited in the Declaration of Conformity):	
<ul style="list-style-type: none"> <li>- IEC/EN 61326-1 or IEC/EN 61326-2-1</li> <li>- CISPR 11 Group 1, Class A</li> <li>- AS/NZS CISPR 11:2002</li> <li>- ICES/NMB-001</li> </ul>	
This ISM device complies with Canadian ICES-001	
Cet appareil ISM est conforme à la norme NMB-001 du Canada	
<b>Safety</b>	
Complies with European Low Voltage Directive 2006/95/EC	
<ul style="list-style-type: none"> <li>- IEC/EN 61010-1 3rd Edition</li> <li>- Canada: CSA C22.2 No. 61010-1-12</li> <li>- U.S.A.: UL 61010-1 3rd Edition</li> </ul>	
<b>Acoustic statement (European Machinery Directive 2002/42/EC, 1.7.4.2u)</b>	
Acoustic noise emission	
LpA < 70 dB	
Operator position	
Normal position	
Per ISO 7779	
<b>Environmental stress</b>	
Samples of this product have been type tested in accordance with the Keysight Environmental Test Manual and verified to be robust against the environmental stresses of storage, transportation, and end-use; those stresses include, but are not limited to, temperature, humidity, shock, vibration, altitude, and power line conditions; test methods are aligned with IEC 60068-2 and levels are similar to MILPRF-28800F Class 3.	
<b>Power requirements</b>	
Voltage and frequency	100 to 120 V, 50/60/400 Hz
	220 to 240 V, 50/60 Hz
Power consumption	
On	350 W maximum
Standby	20 W
<b>Display</b>	
Resolution	1024 x 768, XGA
Size	213 mm (8.4 in.) diagonal (nominal)
<b>Data storage</b>	
Internal	≥ 120 GB nominal (removable solid-state drive)
External	Supports USB 2.0 compatible memory devices
<b>Weight (without options)</b>	
Net	18 kg (40 lbs) nominal
Shipping	30 kg (66 lbs) nominal
<b>Dimensions</b>	
Height	177 mm (7.0 in)
Width	426 mm (16.8 in)
Length	368 mm (14.5 in)
<b>Warranty</b>	
The EXA signal analyzer is supplied with a standard 3-year warranty	
<b>Calibration cycle</b>	
The recommended calibration cycle is two years; calibration services are available through Keysight service centers	



## Inputs and Outputs

### Front panel

RF input connector	
Standard (Option 503, 507, 513, or 526)	Type-N female, 50 $\Omega$ nominal
Standard (Option 532 or 544)	2.4 mm male, 50 $\Omega$ nominal
Probe power	
Voltage/current	+15 Vdc, $\pm 7\%$ at 150 mA max nominal -12.6 Vdc, $\pm 10\%$ at 150 mA max nominal
USB 2.0 ports	
Master (2 ports)	
Standard	Compatible with USB 2.0
Connector	USB Type-A female
Output current	0.5 A nominal

### External mixing, Option EXM (available only with EXA millimeter wave, Option 532 or 544)

Connection port	
Connector	SMA, female
Impedance	50 $\Omega$ nominal
Functions	Triplexed for mixer bias, IF input and LO output
Mixer bias range	$\pm 10$ mA in 10 $\mu$ A step
IF input center frequency	
Narrowband IF path	322.5 MHz
40 MHz IF path	250 MHz
LO output frequency range	3.75 to 14.0 GHz

### Rear panel

10 MHz out	
Connector	BNC female, 50 $\Omega$ nominal
Output amplitude	$\geq 0$ dBm nominal
Frequency	10 MHz $\pm$ (10 MHz x frequency reference accuracy)
Ext Ref In	
Connector	BNC female, 50 $\Omega$ nominal
Input amplitude range	-5 to 10 dBm nominal
Input frequency	10 MHz nominal
Frequency lock range	$\pm 5 \times 10^{-6}$ of specified external reference input frequency
Trigger 1 and 2 inputs	
Connector	BNC female
Impedance	> 10 k $\Omega$ nominal
Trigger level range	-5 to 5 V
Trigger 1 and 2 outputs	
Connector	BNC female
Impedance	50 $\Omega$ nominal
Level	5 V TTL nominal
Monitor output	
Connector	VGA compatible, 15-pin mini D-SUB
Format	XGA (60 Hz vertical sync rates, non-interlaced) analog RGB
Resolution	1024 x 768

**Rear panel**

Noise source drive +28 V (pulsed)	
Connector	BNC female
SNS Series noise source connector	For use with Keysight SNS Series noise sources
Analog out	
Connector	BNC female (used with N9063A analog demod app and Option YAS)
USB 2.0 ports	
Master (3 ports)	
Standard	Compatible with USB 2.0
Connector	USB Type-A female
Output current	0.5 A nominal
Slave (1 port)	
Standard	Compatible with USB 2.0
Connector	USB Type-B female
Output current	0.5 A nominal
GPIB interface	
Connector	IEEE-488 bus connector
GPIB codes	SH1, AH1, T6, SR1, RL1, PP0, DC1, C1, C2, C3, C28, DT1, L4, C0
GPIB mode	Controller or device
LAN TCP/IP interface	
Standard	1000Base-T
Connector	RJ45 Ethertwist
IF output	
Connector	SMA female, shared by Option CR3 and CRP
Impedance	50 $\Omega$ nominal

**Wideband IF output, Option CR3**

Center frequency	
SA mode or I/Q analyzer with IF BW $\leq$ 25 MHz	322.5 MHz
with Option B40	250 MHz
Conversion gain	-1 to +4 dB (nominal) plus RF frequency response
Bandwidth	
Low band	Up to 140 MHz (nominal)
High band, with preselector	Depends on center frequency
High band, with preselector bypassed <sup>1</sup>	Up to 410 MHz (nominal)

**Programmable IF output, Option CRP**

Center frequency	
Range	10 to 75 MHz (user selectable)
Resolution	0.5 MHz
Conversion gain	-1 to +4 dB (nominal) plus RF frequency response
Bandwidth	
Output at 70 MHz center	
Low band or high band with preselector bypassed 1	100 MHz (nominal)
Preselected band	Depends on RF center frequency
Lower output frequencies	Subject to folding
Residual output signals	$\leq$ -88 dBm (nominal)

1. Option MPB installed and enabled.

## I/Q Analyzer

Frequency				
Frequency span				
Standard	10 Hz to 10 MHz			
Option B25 (standard)	10 Hz to 25 MHz			
Option B40	10 Hz to 40 MHz			
Resolution bandwidth (spectrum measurement)				
Range				
Overall	100 mHz to 3 MHz			
Span = 1 MHz	50 Hz to 1 MHz			
Span = 10 kHz	1 Hz to 10 kHz			
Span = 100 Hz	100 mHz to 100 Hz			
Window shapes				
Flat top, Uniform, Hanning, Gaussian, Blackman, Blackman-Harris, Kaiser Bessel (K-B 70 dB, K-B 90 dB and K-B 110 dB)				
Analysis bandwidth				
Standard	10 Hz to 10 MHz			
Option B25 (standard)	10 Hz to 25 MHz			
Option B40	10 Hz to 40 MHz			
IF frequency response (standard 10 MHz IF path)				
IF frequency response (demodulation and FFT response relative to the center frequency, 20 to 30 °C)				
Center frequency (GHz)	Span (MHz)	Preselector	Max. error	RMS
< 3.6	≤ 10	n/a	± 0.40 dB	0.04 dB nominal
≥ 3.6	≤ 10	on		0.25 dB nominal
≥ 3.6	≤ 10	off <sup>1</sup>	± 0.45 dB	0.04 dB nominal
> 26.5 (Option 532 or 544)	≤ 10	on		0.35 dB nominal
IF phase linearity (deviation from mean phase linearity, nominal)				
Center frequency (GHz)	Span (MHz)	Preselector	Peak-to-peak	RMS
< 3.6	≤ 10	n/a	0.4°	0.1°
≥ 3.6	≤ 10	off <sup>1</sup>	0.4°	0.1°
≥ 3.6 (Option ≤ 526)	≤ 10	on	1.0°	0.2°
Data acquisition (10 MHz IF path)				
Time record length IQ analyzer	4,000,000 IQ sample pairs			
Sample rate at ADC				
Option DP2, B40 or MPB	100 MSa/s			
None of the above	90 MSa/s			
ADC resolution				
Option DP2, B40 or MPB	16 bits			
None of the above	14 bits			
Option B25 (standard) 25 MHz analysis bandwidth				
IF frequency response (demodulation and FFT response relative to the center frequency, 20 to 30 °C)				
Center frequency (GHz)	Span (MHz)	Preselector	Max. error	RMS
≤ 3.6	10 to ≤ 25	n/a	± 0.45 dB	0.051 dB nominal
> 3.6	10 to ≤ 25	on		0.45 dB nominal
> 3.6	10 to ≤ 25	off <sup>1</sup>	± 0.45 dB	0.071 dB nominal
IF phase linearity (deviation from mean phase linearity, nominal)				
Center frequency (GHz)	Span (MHz)	Preselector	Peak-to-peak	RMS
0.02 ≤ f < 3.6	≤ 25	n/a	0.6°	0.14°
≥ 3.6	≤ 25	off <sup>1</sup>	1.9°	0.4°
≥ 3.6 (Option ≤ 526)	≤ 25	on	4.5°	1.2°

1. Option MPB is installed and enabled.

<b>Data acquisition (25 MHz IF path)</b>				
<b>Time record length (IQ pairs) IQ Analyzer</b>	<b>4,000,000 IQ sample pairs</b>			
89600 software	32-bit packing	64-bit packing	Memory	
Option DP2, B40 or MPB	536 MSa	268 MSa	2 GB	
None of the above	4,000,000 IQ sample pairs (independent of data packing)			
Sample rate at ADC				
Option DP2, B40 or MPB	100 MSa/s			
None of the above	90 MSa/s			
ADC resolution				
Option DP2, B40 or MPB	16 bits			
None of the above	14 bits			
<b>Option B40 40 MHz analysis bandwidth</b>				
<b>IF frequency response (demodulation and FFT response relative to the center frequency, 20 to 30 °C), nominal</b>				
Center frequency (GHz)	Span (MHz)	Preselector	Max. error	RMS
$0.03 \leq f < 3.6$	$\leq 40$	n/a	$\pm 0.3$ dB	0.08 dB
$3.6 \leq f \leq 26.5$	$\leq 40$	off <sup>1</sup>	$\pm 0.25$ dB	0.08 dB
$> 26.5$	$\leq 40$	off <sup>1</sup>	$\pm 0.25$ dB	0.12 dB
<b>IF phase linearity (deviation from mean phase linearity, nominal)</b>				
Center frequency (GHz)	Span (MHz)	Preselector	Peak-to-peak	RMS
$0.02 \leq f < 3.6$	40	n/a	0.2°	0.05°
$\geq 3.6$	40	off <sup>1</sup>	5°	1.4°
<b>Data acquisition (40 MHz IF path)</b>				
<b>Time record length (IQ pairs) IQ Analyzer</b>	<b>4,000,000 samples (I/Q pairs)</b>			
89600 VSA software	32-bit packing	64-bit packing	2 GB total memory (nominal)	
Length (IQ sample pairs)	536 MSa	268 MSa		
Length (time units)	Samples/(span x 1.28) (nominal)			
Sample rate				
At ADC	200 MSa/s			
IQ pairs	Span x 1.28 (nominal)			
ADC resolution	12 bits			

1. Option MPB is installed and enabled.

## Related Literature

Publication title	Publication number
EXA X-Series Signal Analyzer N9010A – Brochure	5989-6527EN
N9010A EXA X-Series Signal Analyzer – Configuration Guide	5989-6531EN

For more information or literature resources please visit the web:

Product page: [www.keysight.com/find/N9010A](http://www.keysight.com/find/N9010A)

X-Series measurement applications: [www.keysight.com/find/X-Series\\_Apps](http://www.keysight.com/find/X-Series_Apps)

X-Series signal analyzers: [www.keysight.com/find/X-Series](http://www.keysight.com/find/X-Series)

## Evolving Since 1939

Our unique combination of hardware, software, services, and people can help you reach your next breakthrough. We are unlocking the future of technology.

From Hewlett-Packard to Agilent to Keysight.



For more information on Keysight Technologies' products, applications or services, please contact your local Keysight office. The complete list is available at: [www.keysight.com/find/contactus](http://www.keysight.com/find/contactus)

### Americas

Canada	(877) 894 4414
Brazil	55 11 3351 7010
Mexico	001 800 254 2440
United States	(800) 829 4444

### Asia Pacific

Australia	1 800 629 485
China	800 810 0189
Hong Kong	800 938 693
India	1 800 11 2626
Japan	0120 (421) 345
Korea	080 769 0800
Malaysia	1 800 888 848
Singapore	1 800 375 8100
Taiwan	0800 047 866
Other AP Countries	(65) 6375 8100

### Europe & Middle East

Austria	0800 001122
Belgium	0800 58580
Finland	0800 523252
France	0805 980333
Germany	0800 6270999
Ireland	1800 832700
Israel	1 809 343051
Italy	800 599100
Luxembourg	+32 800 58580
Netherlands	0800 0233200
Russia	8800 5009286
Spain	800 000154
Sweden	0200 882255
Switzerland	0800 805353
	Opt. 1 (DE)
	Opt. 2 (FR)
	Opt. 3 (IT)
United Kingdom	0800 0260637

For other unlisted countries:

[www.keysight.com/find/contactus](http://www.keysight.com/find/contactus)  
(BP-9-7-17)

**DEKRA Certified**  
ISO 9001 Quality Management System

[www.keysight.com/go/quality](http://www.keysight.com/go/quality)

Keysight Technologies, Inc.  
DEKRA Certified ISO 9001:2015  
Quality Management System

This information is subject to change without notice.  
© Keysight Technologies, 2013 - 2018  
Published in USA, March 26, 2018  
5989-6529EN  
[www.keysight.com](http://www.keysight.com)

### myKeysight

#### myKeysight

[www.keysight.com/find/mykeysight](http://www.keysight.com/find/mykeysight)

A personalized view into the information most relevant to you.

[http://www.keysight.com/find/emt\\_product\\_registration](http://www.keysight.com/find/emt_product_registration)

Register your products to get up-to-date product information and find warranty information.

**KEYSIGHT SERVICES**  
Accelerate Technology Adoption.  
Lower costs.

#### Keysight Services

[www.keysight.com/find/service](http://www.keysight.com/find/service)

Keysight Services can help from acquisition to renewal across your instrument's lifecycle. Our comprehensive service offerings—one-stop calibration, repair, asset management, technology refresh, consulting, training and more—helps you improve product quality and lower costs.

#### Keysight Assurance Plans

[www.keysight.com/find/AssurancePlans](http://www.keysight.com/find/AssurancePlans)

Up to ten years of protection and no budgetary surprises to ensure your instruments are operating to specification, so you can rely on accurate measurements.

#### Keysight Channel Partners

[www.keysight.com/find/channelpartners](http://www.keysight.com/find/channelpartners)

Get the best of both worlds: Keysight's measurement expertise and product breadth, combined with channel partner convenience.

cdma2000 is a registered certification mark of the Telecommunications Industry Association. Used under license.

[www.keysight.com/find/N9010A](http://www.keysight.com/find/N9010A)

